














Channel Hookup

Page 1 of 32
2/26/22

L'Enfant et les Sortilèges / Cendrillon

Director: Katherine Carter
Phillip Chosky Theatre
LM: Sasha Finley

LD: Matt J. Weisgable
ALD: James Gallo
ALM: Bridget Doherty

Channel	Position	U#	Instrument Type & Accessory & Load	Color & Gobo	Purpose	Dim	Addr
(1)	GRID PIPE BC	1	ETC Source4 Zoom 15-30° 750w	 R3204+R119	D.FRT.	118	1/118
(2)	GRID PIPE BC	2	ETC Source4 Zoom 15-30° 750w	 R3204+R119	D.FRT.	122	1/122
(3)	GRID PIPE BC	3	ETC Source4 Zoom 15-30° 750w	 R3204+R119	D.FRT.	119	1/119
(4)	GRID PIPE BC	4	ETC Source4 Zoom 15-30° 750w	 R3204+R119	D.FRT.	123	1/123
(5)	GRID PIPE BC	5	ETC Source4 Zoom 15-30° 750w	 R3204+R119	D.FRT.	127	1/127
(6)	GRID PIPE AB	2	ETC Source4 Zoom 15-30° 750w	 R3204+R119	D.FRT.	146	1/146
(7)	GRID PIPE AB	4	ETC Source4 Zoom 15-30° 750w	 R3204+R119	D.FRT.	149	1/149
(8)	GRID PIPE AB	5	ETC Source4 Zoom 15-30° 750w	 R3204+R119	D.FRT.	152	1/152
(9)	GRID PIPE AB	6	ETC Source4 Zoom 15-30° 750w	 R3204+R119	D.FRT.	158	1/158
(10)	GRID PIPE AB	8	ETC Source4 Zoom 15-30° 750w	 R3204+R119	D.FRT.	156	1/156
(11)	GRID PIPE AA	3	ETC Source4 19deg 750W+6.25" Top Hat 750w	 R3204+R119	D.FRT.	181	1/181



Channel Hookup

Page 2 of 32
2/26/22

L'Enfant et les Sortilèges / Cendrillon









Channel	Position	U#	Instrument Type & Accessory & Load	Color & Gobo	Purpose	Dim	Addr
(12)	GRID PIPE AA	5	ETC Source4 19deg 750W+6.25" Top Hat 750w	R3204+R119	D.FRT.	179	1/179
(13)	GRID PIPE AA	6	ETC Source4 19deg 750W+6.25" Top Hat 750w	R3204+R119	D.FRT.	187	1/187
(14)	GRID PIPE AA	7	ETC Source4 19deg 750W+6.25" Top Hat 750w	R3204+R119	D.FRT.	198	1/198
(15)	GRID PIPE AA	9	ETC Source4 19deg 750W+6.25" Top Hat 750w	R3204+R119	D.FRT.	196	1/196
(16)	1ST ELECTRIC	2	ETC Source4 26deg 750W 750w	R3204+R119	D.FRT.	339	1/339
(17)	1ST ELECTRIC	5	ETC Source4 26deg 750W 750w	R3204+R119	D.FRT.	336	1/336
(18)	1ST ELECTRIC	8	ETC Source4 26deg 750W 750w	R3204+R119	D.FRT.	333	1/333
(19)	1ST ELECTRIC	11	ETC Source4 26deg 750W 750w	R3204+R119	D.FRT.	330	1/330
(20)	1ST ELECTRIC	13	ETC Source4 26deg 750W 750w	R3204+R119	D.FRT.	347	1/347
(21)	SL BOX BOOM 5	2	ETC Source4 26deg 750W+6.25" Top Hat 750w	R362+R119	45° FRONT CL	222	1/222
(22)	GRID PIPE B	1	ETC Source4 Zoom 15-30° 750w	R362+R119	45° FRONT CL	139	1/139
(23)	GRID PIPE B	2	ETC Source4 Zoom 15-30° 750w	R362+R119	45° FRONT CL	143	1/143



Channel Hookup

Page 3 of 32
2/26/22

L'Enfant et les Sortilèges / Cendrillon

Channel	Position	U#	Instrument Type & Accessory & Load	Color & Gobo	Purpose	Dim	Addr
(24)	GRID PIPE B	4	ETC Source4 Zoom 15-30° 750w	 R362+R19	45° FRONT CL	148	1/148
(25)	SL BOX BOOM 5	1	ETC Source4 26deg 750W+6.25" Top Hat 750w	 R362+R19	45° FRONT CL	221	1/221
(26)	GRID PIPE AB	1	ETC Source4 Zoom 15-30° 750w	 R362+R19	45° FRONT CL	144	1/144
(27)	GRID PIPE AB	3	ETC Source4 Zoom 15-30° 750w	 R362+R19	45° FRONT CL	145	1/145
(28)	1ST ELECTRIC	3	ETC Source4 36deg 750W 750w	 R362+R19	D.FRONT	338	1/338
(29)	1ST ELECTRIC	6	ETC Source4 36deg 750W 750w	 R362+R19	D.FRONT	335	1/335
(31)	GRID PIPE B	7	ETC Source4 Zoom 15-30° 750w	 R302+R19	45° FRONT WRM.	153	1/153
(32)	GRID PIPE B	9	ETC Source4 Zoom 15-30° 750w	 R302+R19	45° FRONT WRM.	161	1/161
(33)	GRID PIPE B	10	ETC Source4 Zoom 15-30° 750w	 R302+R19	45° FRONT WRM.	162	1/162
(34)	SR BOX BOOM 5	2	ETC Source4 26deg 750W+6.25" Top Hat 750w	 R302+R19	45° FRONT WRM	238	1/238
(35)	GRID PIPE AB	7	ETC Source4 Zoom 15-30° 750w	 R302+R19	45° FRONT WRM	157	1/157



Channel Hookup

Page 4 of 32
2/26/22

L'Enfant et les Sortilèges / Cendrillon










Channel	Position	U#	Instrument Type & Accessory & Load	Color & Gobo	Purpose	Dim	Addr
(36)	GRID PIPE AB	9	ETC Source4 Zoom 15-30° 750w	R302+R19	45° FRONT WRM	155	1/155
(37)	SR BOX BOOM 5	1	ETC Source4 26deg 750W+6.25" Top Hat 750w	R302+R19	45° FRONT WRM	237	1/237
(38)	1ST ELECTRIC	9	ETC Source4 36deg 750W 750w	R302+R19	45° FRONT WRM.	332	1/332
(39)	1ST ELECTRIC	10	ETC Source4 36deg 750W 750w	R302+R19	45° FRONT WRM.	331	1/331
(41)	GRID PIPE AA	1	ETC Source4 36deg 750W+6.25" Top Hat 750w	R362+R19	SL. PE	171	1/171
(42)	GRID PIPE AA	2	ETC Source4 26deg 750W+6.25" Top Hat 750w	R362+R19	SL. PE	182	1/182
(43)	GRID PIPE AA	4	ETC Source4 19deg 750W+6.25" Top Hat 750w	R362+R19	SL. PE	180	1/180
(44)	2ND ELECTRIC	6	ETC Source4 36deg 750W 750w	R362+R19	SL. PE	344	1/344
(45)	2ND ELECTRIC	8	ETC Source4 36deg 750W 750w	R362+R19	SL. PE	343	1/343
(46)	2ND ELECTRIC	11	ETC Source4 36deg 750W 750w	R362+R19	SL. PE	342	1/342
(47)	3RD ELECTRIC	4	ETC Source4 36deg 750W 750w	R362+R19	SL. PE	378	1/378



Channel Hookup

Page 5 of 32
2/26/22

L'Enfant et les Sortilèges / Cendrillon

Channel	Position	U#	Instrument Type & Accessory & Load	Color & Gobo	Purpose	Dim	Addr
(48)	3RD ELECTRIC	6	ETC Source4 36deg 750W 750w	 R362+R19	SL. PE	377	1/377
(51)	GRID PIPE AA	8	ETC Source4 19deg 750W+6.25" Top Hat 750w	 R3216+R119	SR. PE	197	1/197
(52)	GRID PIPE AA	10	ETC Source4 26deg 750W+6.25" Top Hat 750w	 R3216+R119	SR. PE	195	1/195
(53)	GRID PIPE AA	11	ETC Source4 36deg 750W+6.25" Top Hat 750w	 R3216+R119	SR. PE	203	1/203
(54)	2ND ELECTRIC	13	ETC Source4 36deg 750W 750w	 R3216+R119	SR. PE	355	1/355
(55)	2ND ELECTRIC	16	ETC Source4 36deg 750W 750w	 R3216+R119	SR. PE	354	1/354
(56)	2ND ELECTRIC	18	ETC Source4 36deg 750W 750w	 R3216+R119	SR. PE	353	1/353
(57)	3RD ELECTRIC	10	ETC Source4 36deg 750W 750w	 R3216+R119	SR. PE	373	1/373
(58)	3RD ELECTRIC	12	ETC Source4 36deg 750W 750w	 R3216+R119	SR. PE	372	1/372



Channel Hookup

L'Enfant et les Sortilèges / Cendrillon

Channel	Position	U#	Instrument Type & Accessory & Load	Color & Gobo	Purpose	Dim	Addr
(61)	2ND ELECTRIC	5	ETC Source4 PAR WFL+7.5" 4 Leaf Barn Door 575w	<input type="radio"/> N/C	BKL SCROLLER	345	1/345
		5.1	ForeRunner 7"	SCROLL 1	"		5/1
(62)	2ND ELECTRIC	12	ETC Source4 PAR WFL 575w	<input type="radio"/> N/C	BKL SCROLLER	341	1/341
		12.1	ForeRunner 7"	SCROLL 1	"		5/2
(63)	2ND ELECTRIC	19	ETC Source4 PAR WFL+7.5" 4 Leaf Barn Door 575w	<input type="radio"/> N/C	BKL SCROLLER	328	1/328
		19.1	ForeRunner 7"	SCROLL 1	"		5/3
(64)	3RD ELECTRIC	2	ETC Source4 PAR WFL+7.5" 4 Leaf Barn Door 575w	<input type="radio"/> N/C	BKL SCROLLER	379	1/379
		2.1	ForeRunner 7"	SCROLL 1	SCROLLER		5/4
(65)	3RD ELECTRIC	8	ETC Source4 PAR WFL 575w	<input type="radio"/> N/C	BKL SCROLLER	375	1/375
		8.1	ForeRunner 7"	SCROLL 1	"		5/5

SCROLLS:

1. 12-020: R-05, R-25, R-19, R-21, R-13, R-87, R-91, R-93, R-61, R-80, R-59, R-358, R-51, L-201, L-203





Channel Hookup

L'Enfant et les Sortilèges / Cendrillon

Channel	Position	U#	Instrument Type & Accessory & Load	Color & Gobo	Purpose	Dim	Addr
(66)	3RD ELECTRIC	14	ETC Source4 PAR WFL+7.5" 4 Leaf Barn Door 575w	○ N/C	BKL SCROLLER	371	1/371
	"	14.1	ForeRunner 7"	☐ SCROLL 1	"		5/6
(67)	4TH ELECTRIC	2	ETC Source4 PAR WFL+7.5" 4 Leaf Barn Door 575w	○ N/C	BKL SCROLLER	388	1/388
	"	2.1	ForeRunner 7"	☐ SCROLL 1	"		5/7
(68)	4TH ELECTRIC	5	ETC Source4 PAR WFL 575w	○ N/C	BKL SCROLLER	387	1/387
	"	5.1	ForeRunner 7"	☐ SCROLL 1	"		5/8
(69)	4TH ELECTRIC	9	ETC Source4 PAR WFL+7.5" 4 Leaf Barn Door 575w	○ N/C	BKL SCROLLER	385	1/385
	"	9.1	ForeRunner 7"	☐ SCROLL 1	"		5/9
(70)	5TH ELECTRIC	1	ETC Source4 PAR WFL+7.5" 4 Leaf Barn Door 575w	○ N/C	BKL SCROLLER	406	1/406
	"	1.1	ForeRunner 7"	☐ SCROLL 1	"		5/10

SCROLLS:

1. 12-020: R-05, R-25, R-19, R-21, R-13, R-87, R-91, R-93, R-61, R-80, R-59, R-358, R-51, L-201, L-203





Channel Hookup

L'Enfant et les Sortilèges / Cendrillon

Channel	Position	U#	Instrument Type & Accessory & Load	Color & Gobo	Purpose	Dim	Addr
(71)	5TH ELECTRIC	3	ETC Source4 PAR WFL 575w	<input type="radio"/> N/C	BKL SCROLLER	404	1/404
	"	3.1	ForeRunner 7"	SCROLL 1	"		5/11
(72)	5TH ELECTRIC	5	ETC Source4 PAR WFL+7.5" 4 Leaf Barn Door 575w	<input type="radio"/> N/C	BKL SCROLLER	402	1/402
	"	5.1	ForeRunner 7"	SCROLL 1	"		5/12
(81)	2ND ELECTRIC	15	ETC Source4 LED2LS 26deg 171w	<input type="radio"/> R19	BKL ROOM	324	5/21
(82)	2ND ELECTRIC	17	ETC Source4 LED2LS 26deg 171w	<input type="radio"/> R19	BKL ROOM	324	5/31
(83)	2ND ELECTRIC	7	ETC Source4 LED2LS 26deg 171w	<input type="radio"/> R19	BKL ROOM	324	5/41
(84)	2ND ELECTRIC	9	ETC Source4 LED2LS 26deg 171w	<input type="radio"/> R19	BKL ROOM	324	5/51
(85)	3RD ELECTRIC	15	ETC Source4 LED2LS 19deg 171w	<input type="radio"/> R19	BKL ROOM	381	5/61
(86)	3RD ELECTRIC	11	ETC Source4 LED2LS 36deg 171w	<input type="radio"/> R19	BKL ROOM	381	5/71

SCROLLS:

1. 12-020: R-05, R-25, R-19, R-21, R-13, R-87, R-91, R-93, R-61, R-80, R-59, R-358, R-51, L-201, L-203





Channel Hookup

Page 9 of 32
2/26/22

L'Enfant et les Sortilèges / Cendrillon

Channel	Position	U#	Instrument Type & Accessory & Load	Color & Gobo	Purpose	Dim	Addr
(87)	3RD ELECTRIC	5	ETC Source4 LED2LS 36deg 171w	R119	BKL ROOM	381	5/81
(88)	3RD ELECTRIC	1	ETC Source4 LED2LS 19deg 171w	R119	BKL ROOM	381	5/91
(89)	4TH ELECTRIC	4	ETC Source4 LED2LS 36deg 171w	R119	BKL ROOM	385	5/101
(90)	4TH ELECTRIC	7	ETC Source4 LED2LS 36deg 171w	R119	BKL ROOM	384	5/111
(91)	4TH ELECTRIC	3	ETC Source4 LED2LS 36deg 171w	R119	BKL ROOM	384	5/121
(92)	4TH ELECTRIC	6	ETC Source4 LED2LS 36deg 171w	R119	BKL ROOM	384	5/131
(101)	SL TORM 1	1	ETC Source4 26deg 750W+A Size Gobo Frame 750w	L:075+R132, T:R77806	GARDEN TEMP.	481	1/481
(102)	SL LADDER 2	2	ETC Source4 19deg 750W+A Size Gobo Frame 750w	L:075+R132, T:R77806	GARDEN TEMP.	294	1/294
(103)	SL LADDER 2	1	ETC Source4 14deg 750W+A Size Gobo Frame 750w	L:075+R132, T:R77806	GARDEN TEMP.	293	1/293
(104)	SL LADDER 2	3	ETC Source4 26deg 750W+A Size Gobo Frame 750w	L:075+R132, T:R77806	GARDEN TEMP.	295	1/295
(105)	SL LADDER 3	2	ETC Source4 19deg 750W+A Size Gobo Frame 750w	L:075+R132, T:R77806	GARDEN TEMP.	282	1/282



Channel Hookup

Page 10 of 32
2/26/22

L'Enfant et les Sortilèges / Cendrillon

Channel	Position	U#	Instrument Type & Accessory & Load	Color & Gobo	Purpose	Dim	Addr
(106)	SL LADDER 3	1	ETC Source4 14deg 750W+A Size Gobo Frame 750w	  L075+R132, T:R77806	GARDEN TEMP.	298	1/298
(107)	SL LADDER 3	3	ETC Source4 26deg 750W+A Size Gobo Frame 750w	  L075+R132, T:R77806	GARDEN TEMP.	281	1/281
(108)	SL LADDER 4	3	ETC Source4 19deg 750W+A Size Gobo Frame 750w	  L075+R132, T:R77806	GARDEN TEMP.	288	1/288
(109)	SL LADDER 4	1	ETC Source4 14deg 750W+A Size Gobo Frame 750w	  L075+R132, T:R77806	GARDEN TEMP.	285	1/285
(110)	SL LADDER 4	5	ETC Source4 26deg 750W+A Size Gobo Frame 750w	  L075+R132, T:R77806	GARDEN TEMP.	279	1/279
(111)	SL LADDER 4	4	ETC Source4 19deg 750W+A Size Gobo Frame 750w	  L075+R132, T:R77806	GARDEN TEMP.	287	1/287
(112)	SL LADDER 4	2	ETC Source4 14deg 750W+A Size Gobo Frame 750w	  L075+R132, T:R77806	GARDEN TEMP.	286	1/286
(121)	SR LADDER 2	1	ETC Source4 14deg 750W+A Size Gobo Frame 750w	  L132+R132, T:G643	GARDEN TEMP.	305	1/305
(122)	SR LADDER 2	2	ETC Source4 19deg 750W+A Size Gobo Frame 750w	  L132+R132, T:G643	GARDEN TEMP.	306	1/306



Channel Hookup

Page 11 of 32
2/26/22

L'Enfant et les Sortilèges / Cendrillon

Channel	Position	U#	Instrument Type & Accessory & Load	Color & Gobo	Purpose	Dim	Addr
(123)	SR TORM 1	1	ETC Source4 26deg 750W+A Size Gobo Frame 750w	  L132+R132, T:G643	GARDEN TEMP.	359	1/359
(124)	SR LADDER 3	1	ETC Source4 14deg 750W+A Size Gobo Frame 750w	  L132+R132, T:G643	GARDEN TEMP.	310	1/310
(125)	SR LADDER 3	2	ETC Source4 19deg 750W+A Size Gobo Frame 750w	  L132+R132, T:G643	GARDEN TEMP.	311	1/311
(126)	SR LADDER 2	4	ETC Source4 26deg 750W+A Size Gobo Frame 750w	  L132+R132, T:G643	GARDEN TEMP.	308	1/308
(127)	SR LADDER 4	2	ETC Source4 14deg 750W+A Size Gobo Frame 750w	  L132+R132, T:G643	GARDEN TEMP.	316	1/316
(128)	SR LADDER 4	4	ETC Source4 19deg 750W+A Size Gobo Frame 750w	  L132+R132, T:G643	GARDEN TEMP.	301	1/301
(129)	SR LADDER 3	4	ETC Source4 26deg 750W+A Size Gobo Frame 750w	  L132+R132, T:G643	GARDEN TEMP.	313	1/313
(130)	SR LADDER 4	1	ETC Source4 14deg 750W+A Size Gobo Frame 750w	  L132+R132, T:G643	GARDEN TEMP.	315	1/315
(131)	SR LADDER 4	3	ETC Source4 19deg 750W+A Size Gobo Frame 750w	  L132+R132, T:G643	GARDEN TEMP.	300	1/300



Channel Hookup

L'Enfant et les Sortilèges / Cendrillon

Channel	Position	U#	Instrument Type & Accessory & Load	Color & Gobo	Purpose	Dim	Addr
(132)	SR LADDER 4	6	ETC Source4 26deg 750W+A Size Gobo Frame 750w	L132+R132, T:G643	GARDEN TEMP.	303	1/303
(141)	SL TORM 1	3	ETC Source4 PAR MFL+7.5" 4 Leaf Barn Door 575w	R365	SL MID SD	478	1/478
(142)	SL TORM 1	2	ETC Source4 PAR NSP+7.5" Top Hat 575w	R365	SL MID SD	477	1/477
(143)	SL LADDER 2	5	ETC Source4 PAR MFL+7.5" 4 Leaf Barn Door 575w	R365	SL MID SD	297	1/297
(144)	SL LADDER 2	4	ETC Source4 PAR NSP 575w	R365	SL MID SD	296	1/296
(145)	SL LADDER 3	5	ETC Source4 PAR MFL+7.5" 4 Leaf Barn Door 575w	R365	SL MID SD	284	1/284
(146)	SL LADDER 3	4	ETC Source4 PAR NSP 575w	R365	SL MID SD	283	1/283
(147)	SL LADDER 4	7	ETC Source4 PAR MFL+7.5" 4 Leaf Barn Door 575w	R365	SL MID SD	280	1/280
(148)	SL LADDER 4	6	ETC Source4 PAR NSP 575w	R365	SL MID SD	278	1/278
(151)	SR TORM 1	2	ETC Source4 PAR NSP+7.5" Top Hat 575w	L161	SR MID SD	360	1/360
(152)	SR TORM 1	3	ETC Source4 PAR MFL+7.5" 4 Leaf Barn Door 575w	L161	SR MID SD	361	1/361



Channel Hookup

Page 13 of 32
2/26/22

L'Enfant et les Sortilèges / Cendrillon

Channel	Position	U#	Instrument Type & Accessory & Load	Color & Gobo	Purpose	Dim	Addr
(153)	SR LADDER 2	3	ETC Source4 PAR NSP 575w	LIG1	SR MID SD	307	1/307
(154)	SR LADDER 2	5	ETC Source4 PAR MFL+7.5" 4 Leaf Barn Door 575w	LIG1	SR MID SD	309	1/309
(155)	SR LADDER 3	3	ETC Source4 PAR NSP 575w	LIG1	SR MID SD	312	1/312
(156)	SR LADDER 3	6	ETC Source4 PAR MFL+7.5" 4 Leaf Barn Door 575w	LIG1	SR MID SD	314	1/314
(157)	SR LADDER 4	5	ETC Source4 PAR NSP 575w	LIG1	SR MID SD	302	1/302
(158)	SR LADDER 4	7	ETC Source4 PAR MFL+7.5" 4 Leaf Barn Door 575w	LIG1	SR MID SD	304	1/304
(161)	BOOTH PIPE	1	ETC Source4 10deg 750W 750w	R320G+R119	D.FRT FILL	212	1/212
(162)	BOOTH PIPE	3	ETC Source4 10deg 750W 750w	R320G+R119	D.FRT FILL	213	1/213
(163)	BOOTH PIPE	5	ETC Source4 10deg 750W 750w	R320G+R119	D.FRT FILL	215	1/215
(164)	BOOTH PIPE	2	ETC Source4 10deg 750W 750w	R320G+R119	D.FRT FILL	211	1/211
(165)	BOOTH PIPE	4	ETC Source4 10deg 750W 750w	R320G+R119	D.FRT FILL	216	1/216
(166)	HR DIAGONAL PIPE	1	ETC Source4 19deg 750W+6.25" Top Hat 750w	R320G+R119	D.FRT FILL		9/4



Channel Hookup

L'Enfant et les Sortilèges / Cendrillon














Channel	Position	U#	Instrument Type & Accessory & Load	Color & Gobo	Purpose	Dim	Addr
(167)	HR DIAGONAL PIPE	2	ETC Source4 19deg 750W+6.25" Top Hat 750w	R3206+R119	D.FRT FILL		9/1
(168)	HL DIAGONAL PIPE	1	ETC Source4 19deg 750W+6.25" Top Hat 750w	R3206+R119	D.FRT FILL		9/5
(169)	HL DIAGONAL PIPE	2	ETC Source4 19deg 750W+6.25" Top Hat 750w	R3206+R119	D.FRT FILL		9/7
(201)	SL TORM 1	4	ETC Source4 36deg 750W+6.25" Top Hat+A Size Gobo Frame+14" Sidearm 750w	R305, T: G709	OH. TEXT	480	1/480
(202)	SR TORM 1	4	ETC Source4 36deg 750W+6.25" Top Hat+A Size Gobo Frame+14" Sidearm 750w	R305, T: G709	OH. TEXT	362	1/362
(203)	SL BOOM 1	1	ETC Source4 36deg 750W+A Size Gobo Frame+14" Sidearm 750w	R305, T: G709	OH. TEXT	252	
(204)	SR BOOM 1	1	ETC Source4 36deg 750W+A Size Gobo Frame+14" Sidearm 750w	R305, T: G709	OH. TEXT	420	1/420
(205)	SL BOOM 2	1	ETC Source4 36deg 750W+A Size Gobo Frame+14" Sidearm 750w	R305, T: G709	OH. TEXT	260	
(206)	SR BOOM 2	1	ETC Source4 36deg 750W+A Size Gobo Frame+14" Sidearm 750w	R305, T: G709	OH. TEXT	413	



Channel Hookup

Page 15 of 32
2/26/22

L'Enfant et les Sortilèges / Cendrillon

Channel	Position	U#	Instrument Type & Accessory & Load	Color & Gobo	Purpose	Dim	Addr
(207)	SL BOOM 3	1	ETC Source4 36deg 750W+A Size Gobo Frame+14" Sidearm 750w	  R305, T: G709	OH. TEXT	266	
(208)	SR BOOM 3	1	ETC Source4 36deg 750W+A Size Gobo Frame+14" Sidearm 750w	  R305, T: G709	OH. TEXT	438	1/437
(211)	SL TORM 1	5	ETC Source4 PAR NSP+7.5" Top Hat+14" Sidearm 575w	 L709	HH. CLO	488	1/488
(212)	SR TORM 1	5	ETC Source4 PAR NSP+7.5" Top Hat+14" Sidearm 575w	 L709	HH. CLO	363	1/363
(213)	SL BOOM 1	2	ETC Source4 PAR NSP+14" Sidearm 575w	 L709	HH. CLO	253	
(214)	SR BOOM 1	2	ETC Source4 PAR NSP+14" Sidearm 575w	 L709	HH. CLO	421	1/421
(215)	SL BOOM 2	2	ETC Source4 PAR NSP+14" Sidearm 575w	 L709	HH. CLO	257	
(216)	SR BOOM 2	2	ETC Source4 PAR NSP+14" Sidearm 575w	 L709	HH. CLO	414	
(217)	SL BOOM 3	2	ETC Source4 PAR NSP+14" Sidearm 575w	 L709	HH. CLO	263	
(218)	SR BOOM 3	2	ETC Source4 PAR NSP+14" Sidearm 575w	 L709	HH. CLO	439	1/438
(221)	SL TORM 1	6	ETC Source4 LED2LS 36deg+6.25" Top Hat+14" Sidearm 171w	 R119	MID LUSTR		5/141



Channel Hookup

Page 16 of 32
2/26/22

L'Enfant et les Sortilèges / Cendrillon

Channel	Position	U#	Instrument Type & Accessory & Load	Color & Gobo	Purpose	Dim	Addr
(222)	SR TORM 1	6	ETC Source4 LED2LS 36deg+6.25" Top Hat+14" Sidearm 171w	R119	MID LUSTR		5/151
(223)	SL BOOM 1	3	ETC Source4 LED2LS 36deg+14" Sidearm 171w	R119	MID LUSTR		5/161
(224)	SR BOOM 1	3	ETC Source4 LED2LS 36deg+14" Sidearm 171w	R119	MID LUSTR		5/171
(225)	SL BOOM 2	3	ETC Source4 LED2LS 36deg+14" Sidearm 171w	R119	MID LUSTR		5/181
(226)	SR BOOM 2	3	ETC Source4 LED2LS 36deg+14" Sidearm 171w	R119	MID LUSTR		5/191
(227)	SL BOOM 3	3	ETC Source4 LED2LS 36deg+14" Sidearm 171w	R119	MID LUSTR		5/201
(228)	SR BOOM 3	3	ETC Source4 LED2LS 36deg+14" Sidearm 171w	R119	MID LUSTR		5/211
(231)	SL TORM 1	7	ETC Source4 36deg 750W+6.25" Top Hat+14" Sidearm 750w	L20+R132	OS. CLR	490	1/490
(232)	SR TORM 1	7	ETC Source4 36deg 750W+6.25" Top Hat+14" Sidearm 750w	L20+R132	OS. CLR	364	1/364



Channel Hookup

L'Enfant et les Sortilèges / Cendrillon

Channel	Position	U#	Instrument Type & Accessory & Load	Color & Gobo	Purpose	Dim	Addr
(233)	SL BOOM 1	4	ETC Source4 36deg 750W+14" Sidearm 750w	L20+R132	OS. CLR	251	
(234)	SR BOOM 1	4	ETC Source4 36deg 750W+14" Sidearm 750w	L20+R132	OS. CLR	422	1/422
(235)	SL BOOM 2	4	ETC Source4 36deg 750W+14" Sidearm 750w	L20+R132	OS. CLR	258	
(236)	SR BOOM 2	4	ETC Source4 36deg 750W+14" Sidearm 750w	L20+R132	OS. CLR	415	
(237)	SL BOOM 3	4	ETC Source4 36deg 750W+14" Sidearm 750w	L20+R132	OS. CLR	264	
(238)	SR BOOM 3	4	ETC Source4 36deg 750W+14" Sidearm 750w	L20+R132	OS. CLR	440	1/439
(241)	SL TORM 1	8	ETC Source4 50deg 750W+A Size Gobo Frame+6.25" Short Top Hat+14" Sidearm 750w	R370, T:R77760	SHIN TEXT.	489	1/489
(242)	SR TORM 1	8	ETC Source4 50deg 750W+A Size Gobo Frame+6.25" Short Top Hat+14" Sidearm 750w	R370, T:R77760	SHIN TEXT.	482	1/482
(243)	SL BOOM 1	5	ETC Source4 50deg 750W+A Size Gobo Frame+14" Sidearm 750w	R370, T:R77760	SHIN TEXT.	254	



Channel Hookup

Page 18 of 32
2/26/22

L'Enfant et les Sortilèges / Cendrillon

Channel	Position	U#	Instrument Type & Accessory & Load	Color & Gobo	Purpose	Dim	Addr
(244)	SR BOOM 1	5	ETC Source4 50deg 750W+A Size Gobo Frame+14" Sidearm 750w	R370, T:R77760	SHIN TEXT.	423	1/423
(245)	SL BOOM 2	5	ETC Source4 50deg 750W+A Size Gobo Frame+14" Sidearm 750w	R370, T:R77760	SHIN TEXT.	259	
(246)	SR BOOM 2	5	ETC Source4 50deg 750W+A Size Gobo Frame+14" Sidearm 750w	R370, T:R77760	SHIN TEXT.	416	
(247)	SL BOOM 3	5	ETC Source4 50deg 750W+A Size Gobo Frame+14" Sidearm 750w	R370, T:R77760	SHIN TEXT.	265	
(248)	SR BOOM 3	5	ETC Source4 50deg 750W+A Size Gobo Frame+14" Sidearm 750w	R370, T:R77760	SHIN TEXT.	441	1/450
(301)	SR BOX BOOM 3	1	Seachanger ETC Source4 26deg 750W+ 6.25" Top Hat+A Size Gobo Frame 750w	N/C, T: R77591	SCENIC WALL TEMP.	242	5/301
(302)	SR BOX BOOM 4	2	Seachanger ETC Source4 26deg 750W+ 6.25" Top Hat+A Size Gobo Frame 750w	N/C, T: R77591	SCENIC WALL TEMP.	239	5/311
(303)	SR BOX BOOM 3	2	Seachanger ETC Source4 19deg 750w+ 6.25" Top Hat+A Size Gobo Frame 750w	N/C, T: R77591	SCENIC WALL TEMP.	243	5/321
(304)	SR BOX BOOM 4	3	Seachanger ETC Source4 19deg 750w+ 6.25" Top Hat+A Size Gobo Frame 750w	N/C, T: R77591	SCENIC WALL TEMP.	235	5/331



Channel Hookup

Page 19 of 32
2/26/22

L'Enfant et les Sortilèges / Cendrillon

Channel	Position	U#	Instrument Type & Accessory & Load	Color & Gobo	Purpose	Dim	Addr
(305)	SL BOX BOOM 3	2	Seachanger ETC Source4 26deg 750W+ 6.25" Top Hat+A Size Gobo Frame 750w	N/C, T: R77591	SCENIC WALL TEMP.	231	5/341
(306)	SL BOX BOOM 4	3	Seachanger ETC Source4 26deg 750W+ 6.25" Top Hat+A Size Gobo Frame 750w	N/C, T: R77591	SCENIC WALL TEMP.	220	5/351
(307)	SL BOX BOOM 3	1	Seachanger ETC Source4 26deg 750W+ 6.25" Top Hat+A Size Gobo Frame 750w	N/C, T: R77591	SCENIC WALL TEMP.	232	5/361
(308)	SL BOX BOOM 4	1	Seachanger ETC Source4 26deg 750W+ 6.25" Top Hat+A Size Gobo Frame 750w	N/C, T: R77591	SCENIC WALL TEMP.	223	5/371
(311)	SL BOX BOOM 4	2	Seachanger ETC Source4 26deg 750W+ 6.25" Top Hat+A Size Gobo Frame 750w	N/C, T: R78023	SCENIC WALL TEMP.	224	5/381
(312)	SR BOX BOOM 4	2	Seachanger ETC Source4 26deg 750W+ 6.25" Top Hat+A Size Gobo Frame 750w	N/C, T: R78023	SCENIC WALL TEMP.	236	5/391
(313)	SL BOX BOOM 3	2	Seachanger ETC Source4 26deg 750W+ 6.25" Top Hat+A Size Gobo Frame 750w	N/C, T: R78023	SCENIC WALL TEMP.	230	5/401
(314)	SR BOX BOOM 3	1	Seachanger ETC Source4 26deg 750W+ 6.25" Top Hat+A Size Gobo Frame 750w	N/C, T: R78023	SCENIC WALL TEMP.	241	5/411
(315)	2ND ELECTRIC	20	Seachanger ETC Source4 26deg 750W+A Size Gobo Frame 750w	N/C, T: R78023	SCENIC WALL TEMP.	327	5/421



Channel Hookup

Page 20 of 32
2/26/22

L'Enfant et les Sortilèges / Cendrillon

Channel	Position	U#	Instrument Type & Accessory & Load	Color & Gobo	Purpose	Dim	Addr
(316)	2ND ELECTRIC	1	Seachanger ETC Source4 26deg 750W+A Size Gobo Frame 750w	N/C, T: R78023	SCENIC WALL TEMP.	346	5/431
(321)	SL BOX BOOM I	1	ETC Source4 26deg 750W+6.25" Top Hat+ A Size Gobo Frame 750w	L132+R132, T:R77107	GARDEN FRT.TEMP	225	1/225
(322)	SR BOX BOOM I	1	ETC Source4 26deg 750W+6.25" Top Hat+ A Size Gobo Frame 750w	L132+R132, T:R77107	GARDEN FRT.TEMP	244	1/244
(323)	SR BOX BOOM I	2	ETC Source4 26deg 750W+6.25" Top Hat+ A Size Gobo Frame 750w	L132+R132, T:R77107	GARDEN FRT.TEMP	248	1/248
(324)	SL BOX BOOM I	2	ETC Source4 26deg 750W+6.25" Top Hat+ A Size Gobo Frame 750w	L132+R132, T:R77107	GARDEN FRT.TEMP	246	1/246
(331)	1ST ELECTRIC	4	PAR64 MFL 1KW	L198	PAR CAN BLUES	337	1/337
(332)	1ST ELECTRIC	12	PAR64 MFL 1KW	L198	PAR CAN BLUES	329	1/329
(333)	3RD ELECTRIC	7	PAR64 WFL 1KW	L198	PAR CAN BLUES	376	1/376
(334)	3RD ELECTRIC	9	PAR64 WFL 1KW	L198	PAR CAN BLUES	374	1/374



Channel Hookup

Page 21 of 32
2/26/22

L'Enfant et les Sortilèges / Cendrillon

Channel	Position	U#	Instrument Type & Accessory & Load	Color & Gobo	Purpose	Dim	Addr
(335)	1ST ELECTRIC	7	PAR64 WFL 1KW	LI98	PAR CAN BLUES	334	1/334
(351)	SL DS DECK	2	Chauvet COLORdash Accent 10w	N/C	FOOTLIGHTS		5/441
(352)	SR DS DECK	2	Chauvet COLORdash Accent 10w	N/C	FOOTLIGHTS		5/451
(353)	SL DS DECK	1	Chauvet COLORdash Accent 10w	N/C	FOOTLIGHTS		5/461
(354)	SR DS DECK	1	Chauvet COLORdash Accent 10w	N/C	FOOTLIGHTS		5/471
(401)	WALL C	1	Chauvet DJ Freedom Par Hex 4 35w	R104	FIREPLACE SP.		6/1
(402)	WALL C	2	Chauvet DJ Freedom Par Hex 4 35w	R104	FIREPLACE SP.		6/11
(403)	4TH ELECTRIC	8	ETC Source4 26deg 750W 750w	R33+R132	PRINCESS BKL	386	1/386
(404)	1ST ELECTRIC	1	ETC Source4 36deg 750W 750w	R08+R132	WINDOW TOP	340	1/340
(405)	2ND ELECTRIC	2	ETC Source4 36deg 750W 750w	R80+R132	WINDOW TOP	354	1/358
(406)	SR BOX BOOM 5	3	ETC Source4 10deg 750W+10" Top Hat 750w	R3204+R119	WINDOW FRT.	240	1/240
(407)	2ND ELECTRIC	3	ETC Source4 36deg 750W+A Size Gobo Frame 750w	R08, T: R78487	WINDOW GOBO	357	1/357



Channel Hookup

Page 22 of 32
2/26/22

L'Enfant et les Sortilèges / Cendrillon

Channel	Position	U#	Instrument Type & Accessory & Load	Color & Gobo	Purpose	Dim	Addr
(408)	2ND ELECTRIC	4	ETC Source4 36deg 750W+A Size Gobo Frame 750w	R80, T: R78487	WINDOW GOBO	356	1/356
(421)	5TH ELECTRIC	2	ETC Source4 26deg 750W 750w	N/C	C/C DOOR BKL	405	1/405
(431)	TREE	1	Gantom DmX Spot 4.8w	N/C	BAT EYES	407	6/100
	"	2	"	"	"	"	6/110
(432)	TREE	3	Gantom DmX Spot 4.8w	N/C	BAT EYES	407	6/120
	"	4	"	"	"	"	6/130
(433)	TREE	5	Gantom DmX Spot 4.8w	N/C	BAT EYES	407	6/140
	"	6	"	"	"	"	6/150
(434)	TREE	7	Gantom DmX Spot 4.8w	N/C	BAT EYES	407	6/160
	"	8	"	"	"	"	6/170
(441)	5TH ELECTRIC	4	ETC Source4 19deg 750W 750w	L283+R132	GARDEN WALL SP.	403	1/403
(442)	5TH ELECTRIC	6	ETC Source4 19deg 750W 750w	L283+R132	TREE SP.	401	1/401
(471)	GRID PIPE B	5	ETC Source4 Zoom 15-30° 750w	R3204+R119	ARCH SP.	147	1/147
(472)	GRID PIPE B	6	ETC Source4 Zoom 15-30° 750w	R3204+R119	ARCH SP.	154	1/154



Channel Hookup

Page 23 of 32
2/26/22





L'Enfant et les Sortilèges / Cendrillon

Channel	Position	U#	Instrument Type & Accessory & Load	Color & Gobo	Purpose	Dim	Addr
(481)	SCENIC LX #1	1	Chandelier Practical 200w	<input type="radio"/> N/C	DS CHANDELIERS	365	1/365
(482)	SCENIC LX #1	2	Chandelier Practical 200w	<input type="radio"/> N/C	DS CHANDELIERS	366	1/366
(483)	SCENIC LX #2	1	Chandelier Practical 200w	<input type="radio"/> N/C	MS CHANDELIERS	367	1/367
(484)	SCENIC LX #2	2	Chandelier Practical 200w	<input type="radio"/> N/C	MS CHANDELIERS	368	1/368
(485)	SCENIC LX #3	1	Chandelier Practical 200w	<input type="radio"/> N/C	US CHANDELIERS	369	1/369
(486)	SCENIC LX #3	2	Chandelier Practical 200w	<input type="radio"/> N/C	US CHANDELIERS	370	1/370
(501)	6TH ELECTRIC	1.1	L&E 6 Circuit Altman Cyc Light 1kW	<input checked="" type="radio"/> R383	CYC HIGH	436	1/436
	"	1.4	"	"	"	"	"
	"	2.1	"	"	"	"	"
	"	2.4	"	"	"	"	"



Channel Hookup



L'Enfant et les Sortilèges / Cendrillon

Channel	Position	U#	Instrument Type & Accessory & Load	Color & Gobo	Purpose	Dim	Addr
(502)	6TH ELECTRIC	3.1	L&E 6 Circuit Altman Cyc Light 1kW	 R383	CYC HIGH	433	1/433
	"	3.4	"	"	"	436	"
	"	4.1	"	"	"	"	"
	"	4.4	"	"	"	"	"
(503)	6TH ELECTRIC	5.1	L&E 6 Circuit Altman Cyc Light 1kW	 R383	CYC HIGH	448	1/448
	"	5.4	"	"	"	"	"
	"	6.1	"	"	"	"	"
	"	6.4	"	"	"	"	"
(504)	6TH ELECTRIC	7.1	L&E 6 Circuit Altman Cyc Light 1kW	 R383	CYC HIGH	445	1/445
	"	7.4	"	"	"	"	"
	"	8.1	"	"	"	"	"
	"	8.4	"	"	"	"	"
(511)	6TH ELECTRIC	1.2	L&E 6 Circuit Altman Cyc Light 1kW	 R305	CYC HIGH	435	1/435
	"	1.5	"	"	"	"	"
	"	2.2	"	"	"	"	"
	"	2.5	"	"	"	"	"



Channel Hookup





L'Enfant et les Sortilèges / Cendrillon

Channel	Position	U#	Instrument Type & Accessory & Load	Color & Gobo	Purpose	Dim	Addr
(512)	6TH ELECTRIC	3.2	L&E 6 Circuit Altman Cyc Light 1kW	 R305	CYC HIGH	432	1/432
	"	3.5	"	"	"	435	1/435
	"	4.2	"	"	"	"	"
	"	4.5	"	"	"	"	"
(513)	6TH ELECTRIC	5.2	L&E 6 Circuit Altman Cyc Light 1kW	 R305	CYC HIGH	447	1/447
	"	5.5	"	"	"	"	"
	"	6.2	"	"	"	"	"
	"	6.5	"	"	"	"	"
(514)	6TH ELECTRIC	7.2	L&E 6 Circuit Altman Cyc Light 1kW	 R305	CYC HIGH	444	1/444
	"	7.5	"	"	"	"	"
	"	8.2	"	"	"	"	"
	"	8.5	"	"	"	"	"
(521)	6TH ELECTRIC	1.3	L&E 6 Circuit Altman Cyc Light 1kW	 R65	CYC HIGH	434	1/434
	"	1.6	"	"	"	"	"
	"	2.3	"	"	"	"	"
	"	2.6	"	"	"	"	"



Channel Hookup

L'Enfant et les Sortilèges / Cendrillon

Channel	Position	U#	Instrument Type & Accessory & Load	Color & Gobo	Purpose	Dim	Addr
(522)	6TH ELECTRIC	3.3	L&E 6 Circuit Altman Cyc Light 1kW	 R65	CYC HIGH	431	1/431
	"	3.6	"	"	"	434	"
	"	4.3	"	"	"	"	"
	"	4.6	"	"	"	"	"
(523)	6TH ELECTRIC	5.3	L&E 6 Circuit Altman Cyc Light 1kW	 R65	CYC HIGH	446	1/446
	"	5.6	"	"	"	"	"
	"	6.3	"	"	"	"	"
	"	6.6	"	"	"	"	"
(524)	6TH ELECTRIC	7.3	L&E 6 Circuit Altman Cyc Light 1kW	 R65	CYC HIGH	443	1/443
	"	7.6	"	"	"	"	"
	"	8.3	"	"	"	"	"
	"	8.6	"	"	"	"	"
(531)	UPSTAGE DECK	1.1	L&E 6 Circuit Altman Cyc Light 1kW	 R37	CYC LOW	547	2/29
	"	1.4	"	"	"	"	"
	"	2.1	"	"	"	"	"
	"	2.4	"	"	"	"	"



Channel Hookup





L'Enfant et les Sortilèges / Cendrillon

Channel	Position	U#	Instrument Type & Accessory & Load	Color & Gobo	Purpose	Dim	Addr
(532)	UPSTAGE DECK	3.1	L&E 6 Circuit Altman Cyc Light 1kW	 R37	CYC LOW	544	
	"	3.4	"	"	"	"	
	"	4.1	"	"	"	"	
	"	4.4	"	"	"	"	
(533)	UPSTAGE DECK	5.1	L&E 6 Circuit Altman Cyc Light 1kW	 R37	CYC LOW	553	
	"	5.4	"	"	"	"	
	"	6.1	"	"	"	"	
	"	6.4	"	"	"	"	
(534)	UPSTAGE DECK	7.1	L&E 6 Circuit Altman Cyc Light 1kW	 R37	CYC LOW	550	
	"	7.4	"	"	"	"	
	"	8.1	"	"	"	"	
	"	8.4	"	"	"	"	
(541)	UPSTAGE DECK	1.2	L&E 6 Circuit Altman Cyc Light 1kW	 R395	CYC LOW	546	
	"	1.5	"	"	"	"	
	"	2.2	"	"	"	"	
	"	2.5	"	"	"	"	



Channel Hookup




L'Enfant et les Sortilèges / Cendrillon

Channel	Position	U#	Instrument Type & Accessory & Load	Color & Gobo	Purpose	Dim	Addr
(542)	UPSTAGE DECK	3.2	L&E 6 Circuit Altman Cyc Light 1kW	 R395	CYC LOW	543	
	"	3.5	"	"	"	"	
	"	4.2	"	"	"	"	
	"	4.5	"	"	"	"	
(543)	UPSTAGE DECK	5.2	L&E 6 Circuit Altman Cyc Light 1kW	 R395	CYC LOW	552	
	"	5.5	"	"	"	"	
	"	6.2	"	"	"	"	
	"	6.5	"	"	"	"	
(544)	UPSTAGE DECK	7.2	L&E 6 Circuit Altman Cyc Light 1kW	 R395	CYC LOW	549	
	"	7.5	"	"	"	"	
	"	8.2	"	"	"	"	
	"	8.5	"	"	"	"	
(551)	UPSTAGE DECK	1.3	L&E 6 Circuit Altman Cyc Light 1kW	 LI42	CYC LOW	545	
	"	1.6	"	"	"	"	
	"	2.3	"	"	"	"	
	"	2.6	"	"	"	"	



Channel Hookup

L'Enfant et les Sortilèges / Cendrillon

Channel	Position	U#	Instrument Type & Accessory & Load	Color & Gobo	Purpose	Dim	Addr
(552)	UPSTAGE DECK	3.3	L&E 6 Circuit Altman Cyc Light 1kW	 LI42	CYC LOW	542	
	"	3.6	"	"	"	"	
	"	4.3	"	"	"	"	
	"	4.6	"	"	"	"	
(553)	UPSTAGE DECK	5.3	L&E 6 Circuit Altman Cyc Light 1kW	 LI42	CYC LOW	551	
	"	5.6	"	"	"	"	
	"	6.3	"	"	"	"	
	"	6.6	"	"	"	"	
(554)	UPSTAGE DECK	7.3	L&E 6 Circuit Altman Cyc Light 1kW	 LI42	CYC LOW	548	
	"	7.6	"	"	"	"	
	"	8.3	"	"	"	"	
	"	8.6	"	"	"	"	
(601)	GRID PIPE C	1	High End Systems SolaTheater 500w		OVERHEAD MOVERS		7/1
(602)	3RD ELECTRIC	3	High End Systems SolaTheater 500w		OVERHEAD MOVERS		7/51



Channel Hookup

Page 30 of 32
2/26/22

L'Enfant et les Sortilèges / Cendrillon

Channel	Position	U#	Instrument Type & Accessory & Load	Color & Gobo	Purpose	Dim	Addr
(603)	3RD ELECTRIC	13	High End Systems SolaTheater 500w		OVERHEAD MOVERS		7/101
(604)	4TH ELECTRIC	1	High End Systems SolaTheater 500w		OVERHEAD MOVERS		7/151
(605)	4TH ELECTRIC	10	High End Systems SolaTheater 500w		OVERHEAD MOVERS		7/201
(611)	SL LADDER 1	1	Varilite VL 2500 Spot 700w		SIDE MOVERS	292	7/251
(612)	SR LADDER 1	1	Varilite VL 2500 Spot 700w		SIDE MOVERS	322	7/301
(613)	SL LADDER 3	6	Varilite VL 2500 Spot 700w		SIDE MOVERS	291	7/351
(614)	SR LADDER 3	5	Varilite VL 2500 Spot 700w		SIDE MOVERS	321	7/376
(621)	HR DIAGONAL PIPE	1	Martin MAC TWI Narrow 1,233w		FOH TWI's		7/401
(622)	HL DIAGONAL PIPE	2	Martin MAC TWI Narrow 1,233w		FOH TWI's		7/ 426
(623)	2ND ELECTRIC	10	Martin MAC TWI Medium 1,233w		ONSTAGE TWI's		7/451
(624)	2ND ELECTRIC	14	Martin MAC TWI Medium 1,233w		ONSTAGE TWI's		7/ 476
(701)	SL MID RAIL	1	MDG ATMe w/Tank 715w		MDG HAZER		5/481



Channel Hookup

Page 31 of 32
2/26/22

L'Enfant et les Sortilèges / Cendrillon

Channel	Position	U#	Instrument Type & Accessory & Load	Color & Gobo	Purpose	Dim	Addr
(703)	SL US DECK	1	Rosco Delta 3000 Fogger w/ DMX 1.5kW		DECK FOGGER		6/201
(704)	SR US DECK	1	Rosco Delta 3000 Fogger w/ DMX 1.5kW		DECK FOGGER		6/211
(801)	GRID PIPE B	3	ETC Source4 19deg 750W+14" Sidearm+iris 750w	R3204+R132	CONDUCTOR	150	1/150
	"	8	"	"	"	151	1/151
(802)	ORCHESTRA PIT	1	MUSIC STAND LIGHTS		MUSIC STAND LIGHTS		



Channel Hookup

L'Enfant et les Sortilèges / Cendrillon

LETTERED Channel

Channel	Position	U#	Instrument Type & Accessory & Load	Color & Gobo	Purpose	Dim	Addr
(Op)	FOLLOWSPOT BOOTH	1	Strong Xenon Super Trouper (Short Throw) 1.2kW	R3204+R3206+ R302+R333+ R3314+R132	SPOT 1		
	"	2	"	"	SPOT 2		
	OFFSTAGE RIGHT	1	HAND HELD FOGGER 500w		HAND HELD FOGGER		